




HRDC Medical Performance Report (Jan-Dec 2020)





**Total Consultation
(Jan-Dec 2020)**
Total Patients: **12918**
(Boys: 8255 Girls: 4663)



HRDC



Total Patients : 5025 (*Girls: 1765*)



New Patients Registered : 1116 (*Girls: 373*)

Follow up : 3909 (*Girls: 1392*)

Total New Patients : 2952 (*1083 Girls*)
Total Follow up's : 9966 (*3580 Girls*)



Follow up : 6057 (*Girls : 2188*)

Mobile Camp : 1138 (*405*)

CBR Staff : 4919 (*1783*)

Field



Total Patients : 7893 (*Girls : 2898*)



New Patients : 1836 (*Girls : 710*)



Mobile Camp : 1093 (*441*)

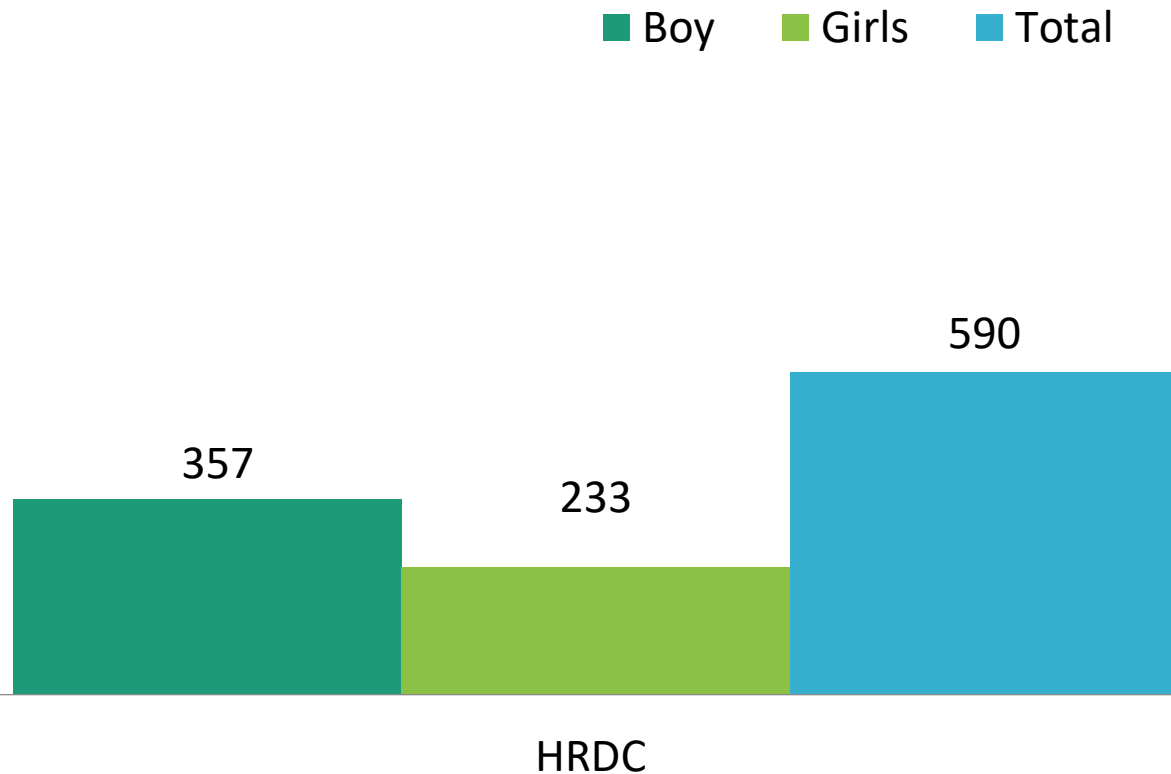


CBR Staff RO, CRC : 743 (*269*)



Total Admissions (Jan - Dec 2020)

(HRDC Central and Satellite Clinics) : 590



Total Admission HRDC Central = 548

Boys = 327

Girls = 221

Admission in Satellite Clinics: 42

Boys : 30

Girls : 12

Bed Occupancy : 74 %

Average Hospital stay : 16

Surgical Interventions (Jan - Dec 2020)

Total Surgical Interventions = 709 surgical procedures in 635 patients.



HRDC



Total: 667 (220 Girls)

Field



Total: 42 (12 Girls)

Lahan: 18

Nepalgunj: 3

IDC Butwal: 9

Itahari: 12



Surgery by Disease Category (Jan - Dec 2020)

HRDC

Congenital = 317

Trauma = 80

Infection = 96

Neuromuscular = 45

Burn = 29

Metabolic = 26

Tumor = 7

Total = 667 (220 Girls)
(Including 67 Bilateral)

Field

Congenital = 15

Trauma = 8

Neuromuscular = 6

Metabolic = 4

Infection = 2

Total = 42 (12 Girls)
(Including 7 Bilateral)

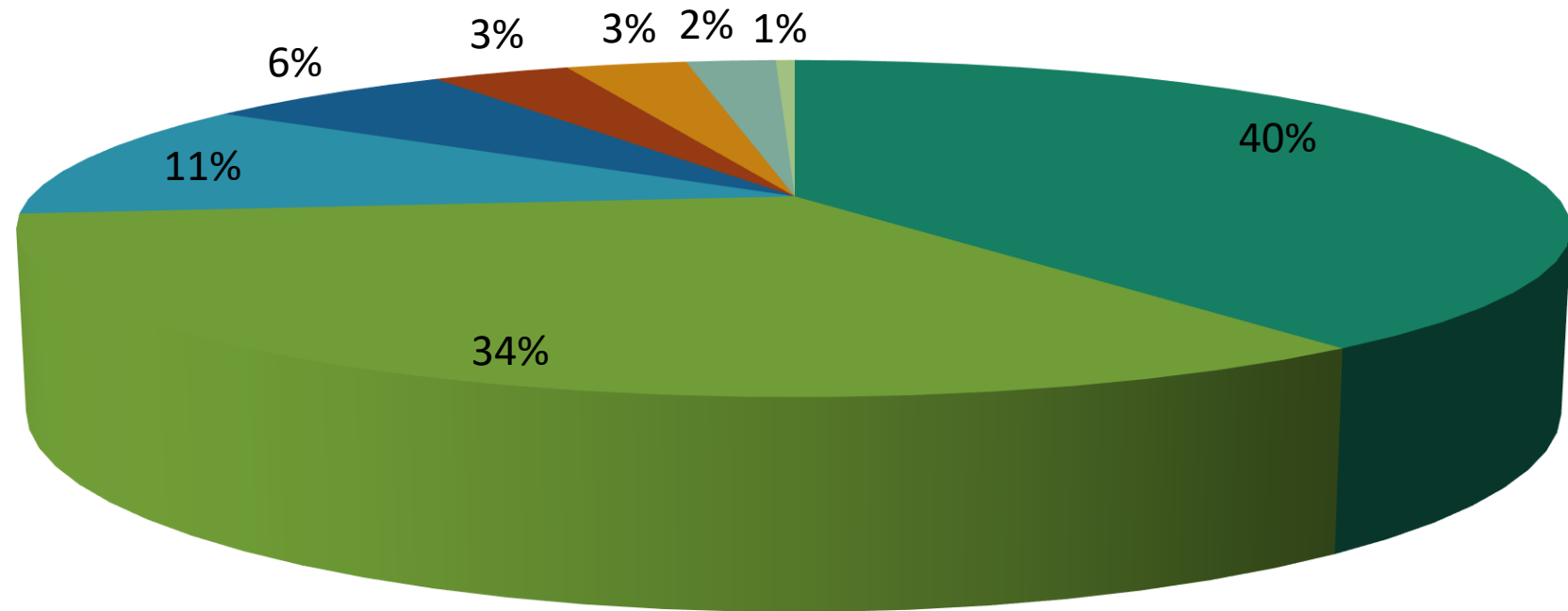
709 surgical procedures in 635 patients



Total New Patients by Diseases Category (Jan - Dec 2020): 2952

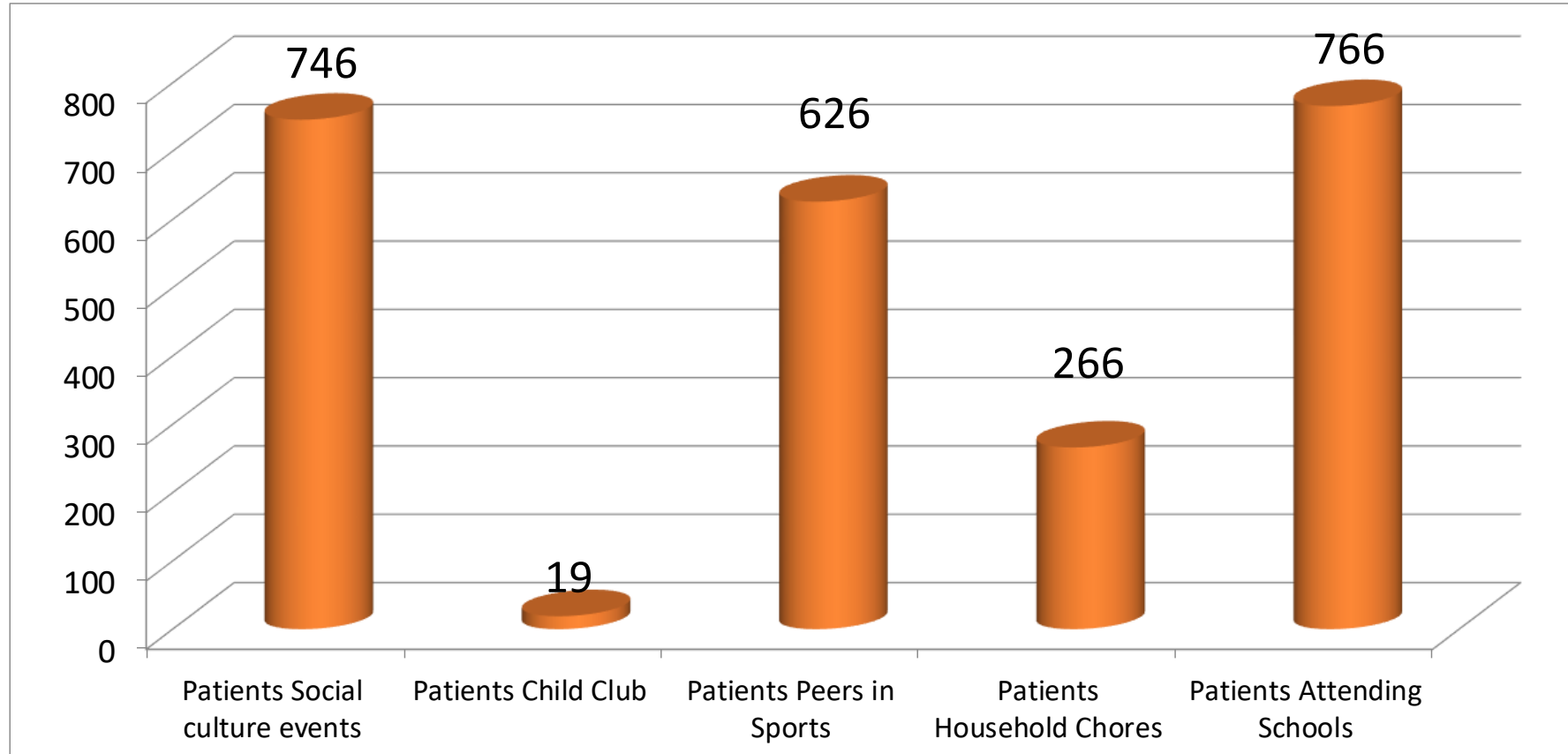
(Diseases Category)

- Congenital 1169
- Neuromuscular 996
- Trauma 330
- Misc 186
- Burn 102
- Infection 89
- Metabolic 66
- Tumor 14






Social Functions of (Jan - Dec 2020)





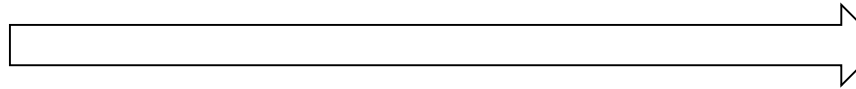
Participation in Disability Orientation & Awareness (Jan - Dec 2020)

At community level



1734

At local schools



1062

Male/Boy : 1396
Female/Girl : 1400
Total : 2796



Physiotherapy (Jan - Dec 2020)

No. of children benefited: 3245 (1155 Girls)

No. of physio sessions: 28873 (11835 Girls)

	HRDC	CENTRAL CBR	CFC Lahan	IDC Butwal	ITAHARI	NEPALGUNJ
No of CWDs	3739 (1357g)	321 (130g)	825 (155g)	394 (150g)	583 (220g)	335 (97g)
Assessment	1264 (484g)	231 (86g)	85 (20g)	883 (326g)	423 (151g)	359 (88g)
Session	22357 (9608g)	377 (152g)	854 (175g)	2795 (1154g)	1711 (545g)	779 (201g)

(g = girl child)



HRDC Clubfoot Program (Jan – Dec 2020)

Total no. of patients: 325 (no. of feet = 484)



Ponseti Program:

323 patients (no. of feet = 482)



HCR so far = 237 (no. of feet = 355)



Tendo Achilles Lengthening = 13

Posterior Release = 2

Tibialis Anterior Transfer = 1

Correction without HCR = 17

Relapse :-

Re-Ponseti = 5 (no. of feet = 13)

Re-HCR = 7 (no. of feet = 12)

Tendo Achilles Lengthening = 1 (no. of feet = 1)

Surgical Intervention

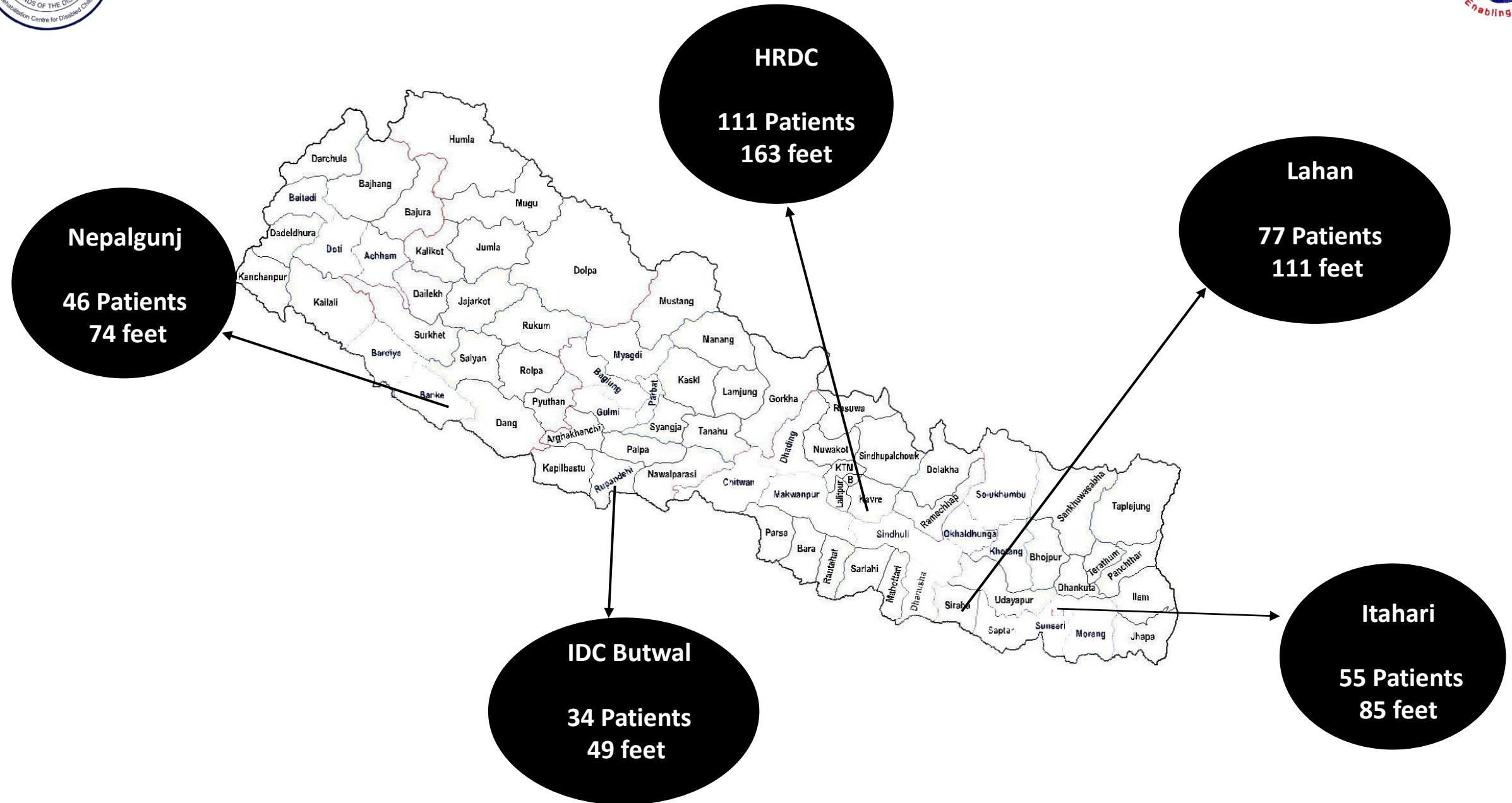
2 patients (no. of feet = 2)



Ilizarov = 1

Tendo Achilles Lengthening = 1

HRDC Ponseti Program (Jan - Dec 2020)





POD Data (Jan to Dec) 2020



Assistive Devices	HRDC	IDC Butwal	Itahari	Nepalgunj	Miracle Feet Lahan	Total
Club shoes in pair	966	182	321	196	163	1828
DB Splint	261	65	73	102	73	574
Lower limb orthoses	740	111	53	52	24	980
Spine / Upper limb orthoses	36	5	--	--	--	41
Upper limb prosthesis	3	1	--	--	--	4
Lower limb prosthesis	37	--	--	1	--	38
Wheel Chair	--	--	1	--	--	1
Total	2043	364	448	351	260	3466



Lab (Jan - Dec 2020)

- **2644** children with disabilities received Laboratory services till the end of December 2020.

Inpatients = 2187

Out Patients = 457

X-ray (Jan - Dec 2020)

- **1265** children with disabilities received X-ray services till the end of December 2020.

Inpatients = 279

Out Patients = 986

THANK YOU

