

HRDC Medical Performance Report (2015)



Bibek Banskota
HRDC

2015 Consultation

Total Patients : 20022 (*Boys:12277 Girls:7745*)



HRDC



Total Patients : 7475

New Patients Registered : 1874 (*Girls:708*)

Follow up : 5601 (*Girls: 2128*)



Field



Total Patients : 12547

New Patients : 3477 (*Girls: 1442*)

Mobile Camp : 1490

CBR Staff RO, CRC : 1987

Old Follow up : 9070 (*Girls: 3467*)

Mobile Camp : 1053

CBR Staff : 8017

Total New Patients : 5351 (*2150 girls*)
Total Follow up's : 14671 (*5595 girls*)

Total Admissions 2015 (HRDC and Field) : 1240

■ Total ■ Male ■ Female

Total Admission = 1130

boys = 660

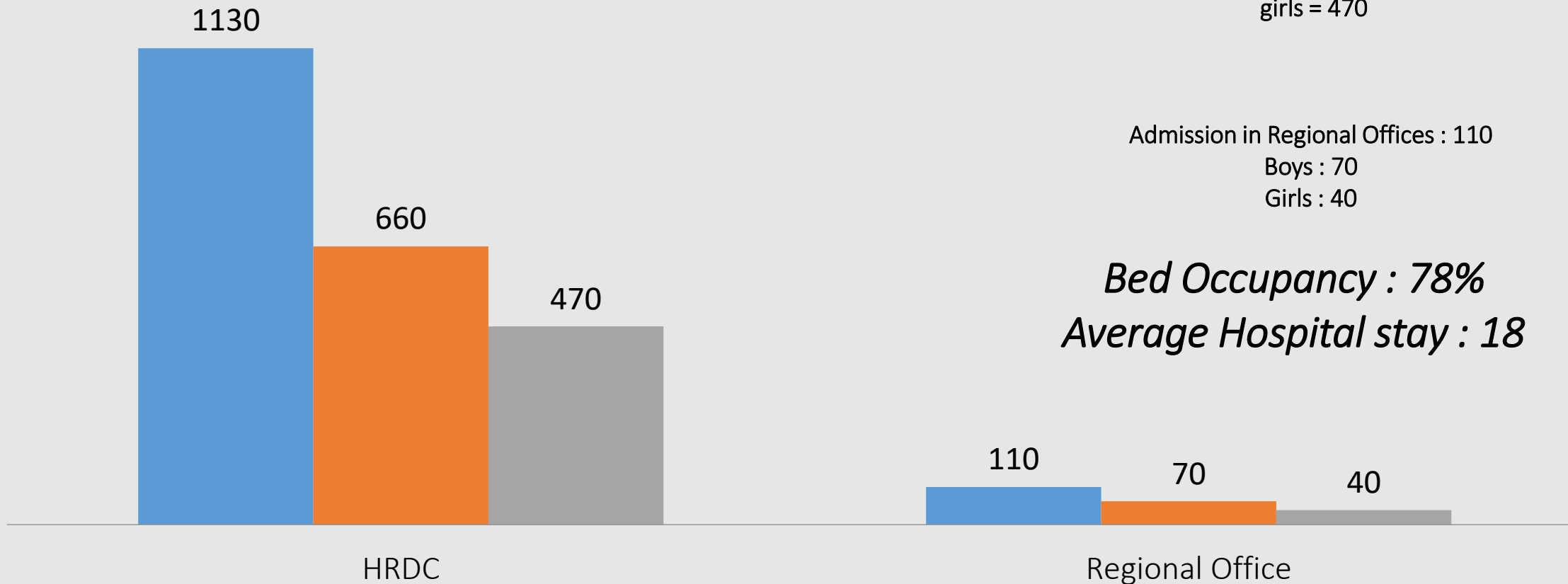
girls = 470

Admission in Regional Offices : 110

Boys : 70

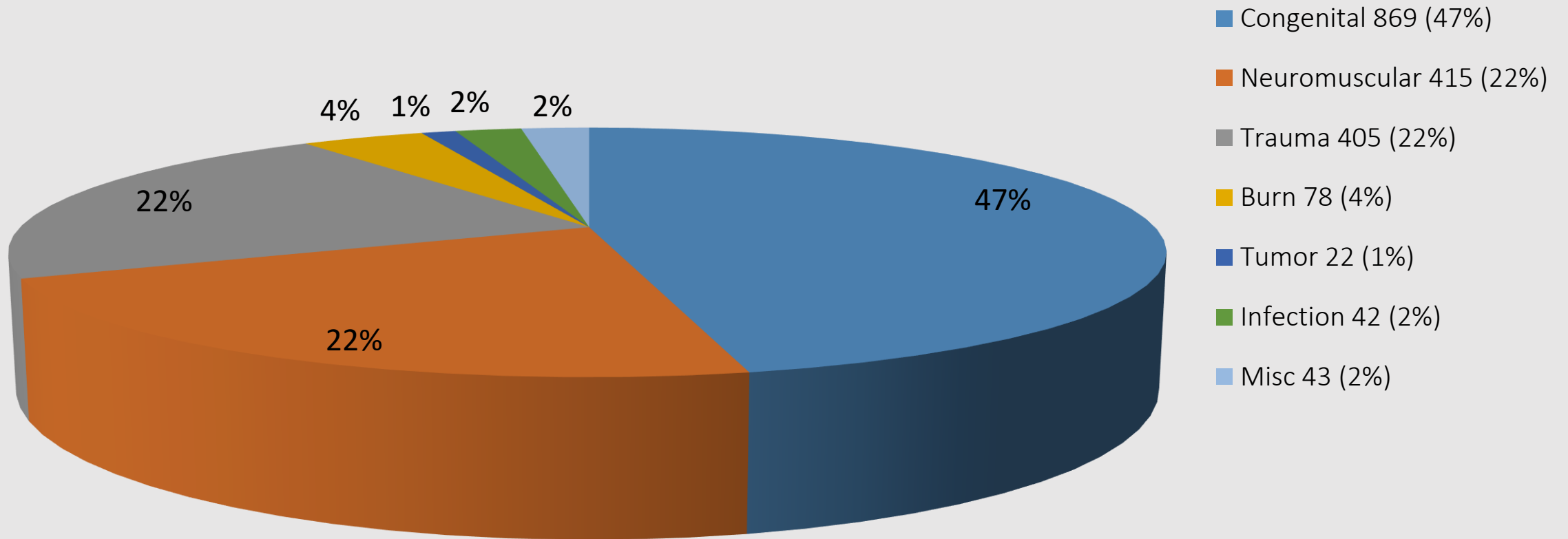
Girls : 40

Bed Occupancy : 78%
Average Hospital stay : 18



Total New Registered Patients 2015 : 1874

(Diseases Category)



Surgical Interventions 2015

Total No of Surgery : 1729 (661 Girls)

HRDC



Total: 1545 (Girls 596)



Field



Total: 184 (Girls 65)

Lahan:47
(Girls 13)

Nepalgunj:29
(Girls 7)

Chitwan: 21
(Girls 6)

Itahari: 87
(Girls 39)

Surgery by Disease Category 2015

HRDC

Congenital = 668

Trauma = 243

Infection = 181

Burn = 144

Neuromuscular = 82

Metabolic = 65

Tumor = 20

Miscellaneous = 142

Total = 1545 (596 Girls)

Field

Congenital = 152

Neuromuscular = 11

Trauma = 9

Metabolic = 5

Infection = 2

Miscellaneous = 5

Total = 184 (65 Girls)

Grand Total = 1729 (661 Girls)

CBR Staffs Follow-up 2015

Total Case Follow-up : 12547 (*Girls 4909*)

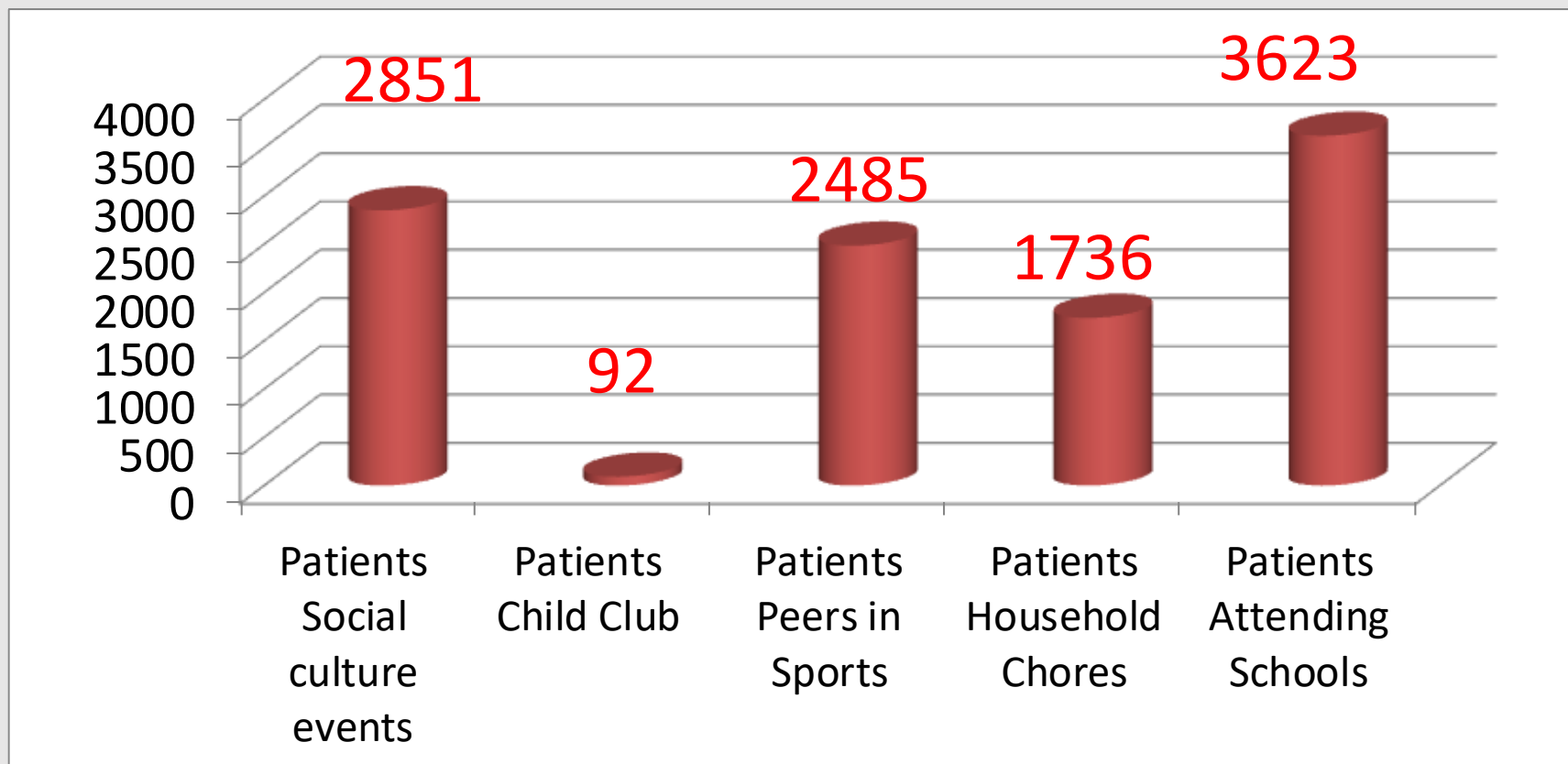
Total Old Case Follow-up : 9070 (*Girls 3467*)

Total New Case Follow-up : 3477 (*Girls 1442*)

Total Old Case Mobile Camp : 1053 (*Girls 443*)


Total New Case Mobile Camp : 1490 (*Girls 653*)

SOCIAL FUNCTIONS of 2015 PATIENTS




Orientation /Awareness 2015

COMMUNITY LEVEL



6448

TEACHERS / STUDENTS



9348

Male : 6431
Female : 9365
Total : 15796

People with disability
(PWDs) : **1183**

Male : 607
Female : 576

DIFFERENT ORGANIZATIONS INVOLVED IN COMMUNITY LEVEL ORIENTATION

Physio Data 2015

| | HRDC | Central CBR | Lahan | Salyan | Chitwan | Itahari | Nepalgunj | Baglung | ERICE |
|------------|-------------------|----------------|---------------|----------------|-----------------|-----------------|---------------|---------------|----------------|
| No of CWDs | 4961 (1946g) | 1049 (409g) | 120 (27g) | 549 (253g) | 1624 (630g) | 1153 (432 g) | 529 (204g) | 285 (141g) | 907 (328g) |
| Assessment | 2151 (887g) | 835 (318g) | 120 (27 g) | 959 (420g) | 1321 (403g) | 1123 (374 g) | 396 (125g) | 280 (133g) | 432 (159g) |
| Session | 45646 (19323g) | 1227 (476g) | 720 (162g) | 1553 (724g) | 2875 (1054g) | 2046 (695g) | 855 (289g) | 290 (142g) | 1158 (433g) |

TOTAL

No of children : 11,177 (4,370 Girls)

Sessions : 56,370 (23,298 Girls)

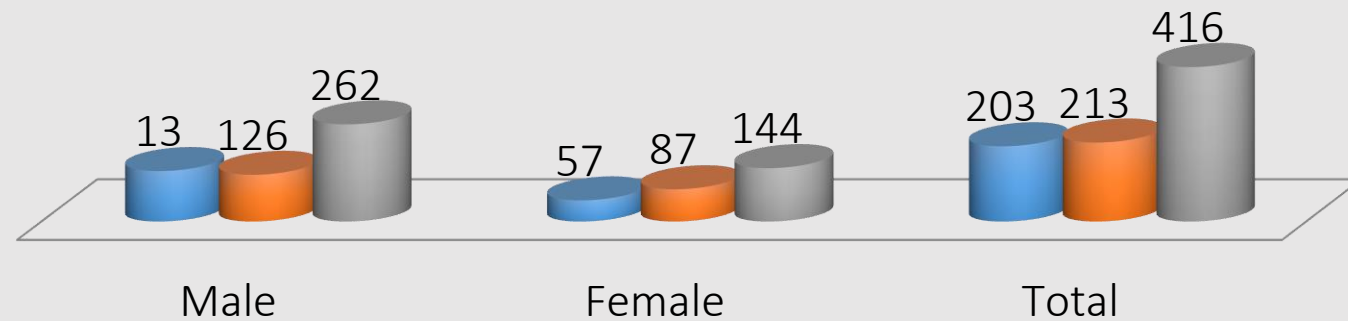
Cerebral Palsy 2015

Total = 416
CP Surgery = 82

| | Male | Female | Total |
|-------------|------|--------|-------|
| New Patient | 136 | 57 | 203 |
| Old Patient | 126 | 87 | 213 |
| Total | 262 | 144 | 416 |

CP Patients-2015

■ New Patient ■ Old Patient ■ Total



Clubfoot through Ponseti Technique – 2015

Total patients : 405 (*110 Girls*)

HRDC : 188 (*59Girls*)

Regional Centers : 217 (*51Girls*)

Total feet : 615

- Right feet : 114
- Left feet : 81
- Bilateral : 210
- Total feet's : 615

Itahari - 46 (*12Girls*)

Lahan - 120 (*27Girls*)

Chitwan - 21 (*3Girls*)

Nepalgunj - 30 (*9Girls*)

Total Regional Office (RO) - 217(*51Girls*)

*No. of Ponseti casts:

>Boys : 2602

>Girls : 983

Total Cast : 3585

Prosthetic/Orthotic Data

2015

| | HRDC | CRC | Itahari | Nepalgunj | Total |
|-------------|-----------------------|----------------------|----------------------|--------------------|-----------------------|
| No of CWDS | 2075 (<i>g 649</i>) | 657 (<i>g 149</i>) | 471 (<i>g 123</i>) | 37 (<i>g 10</i>) | 3240 (<i>g 931</i>) |
| Measurement | 2999 | 678 | 666 | 51 | 4394 |
| Supply | 2739 | 659 | 666 | 51 | 4115 |
| Repair | 556 | 142 | 46 | 4 | 748 |

Total no of CWD = 3240 (*931 girls*)

Total no of Measurement = 4394

Total Supply = 4115

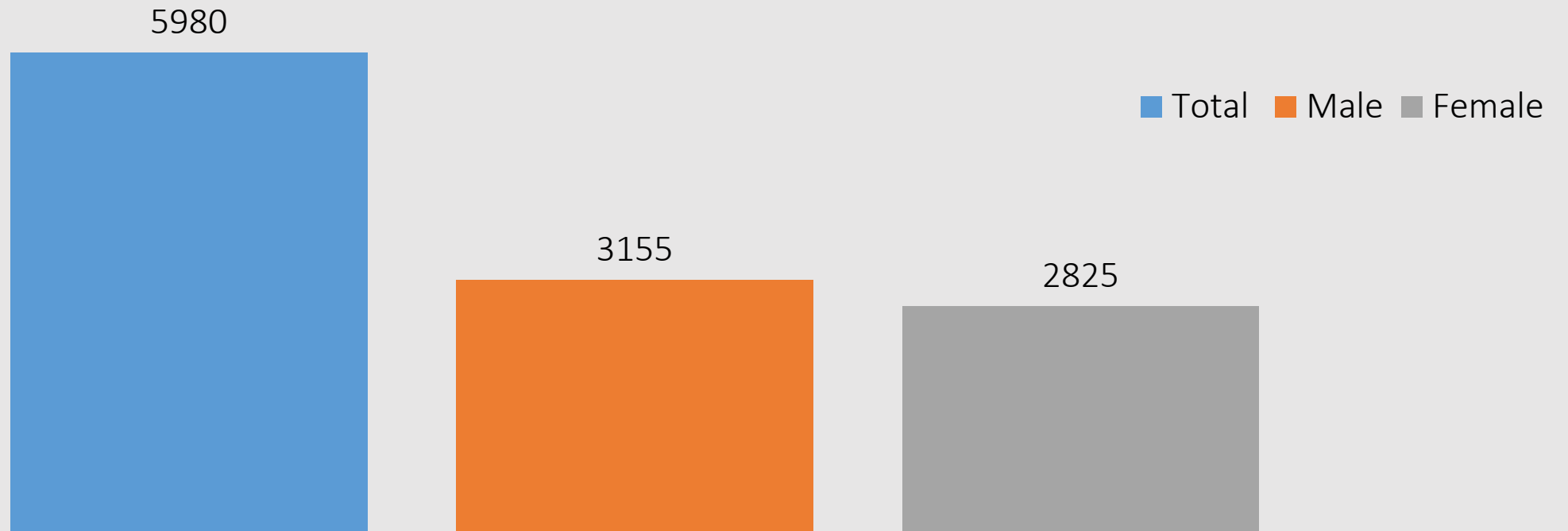
Total Repair = 748

Prosthetic/Orthotic Data 2015

| | HRDC | CRC | Itahari | Nepalgunj | Total |
|-----------------------------|-------------|------------|------------|-----------|-------------|
| Club shoes in pair | 1406 | 364 | 480 | 39 | 2289 |
| DB Splint | 461 | 84 | 124 | 11 | 680 |
| Lower limb orthoses | 746 | 177 | 62 | 1 | 986 |
| Spine / Upper limb orthoses | 48 | 9 | 0 | 0 | 57 |
| Upper limb prosthesis | 4 | 3 | 0 | 0 | 7 |
| Lower limb prosthesis | 73 | 22 | 0 | 0 | 95 |
| Wheel chair | 1 | 0 | 0 | 0 | 1 |
| Total | 2739 | 659 | 666 | 51 | 4115 |

Laboratory test 2015

Total Laboratory tastes done for In and Out Patients = 5980



X-Rays = 3356

New Patients = 1089

In Patients = 57 (*Girls 26*)

Out Patients = 1032 (*Girls 455*)

Old Patients = 2267

In Patients = 465 (*Girls 214*)

Out Patients = 1802 (*Girls 732*)