



# HRDC Medical Performance Report 2017



Bibek Banskota





# Total Consultation 2017

Total Patients: **26654**  
(Boys: 16603 Girls: 10051)



HRDC

Total Patients : 11505 (*Girls: 4315*)

New Patients Registered : 2692 (*Girls: 995*)

Follow up : 8813 (*Girls: 3320*)

Total New Patients : 8340 (*3313 Girls*)  
Total Follow up's : 18314 (*6738 Girls*)

Follow up : 9501 (*Girls : 3418*)

Mobile Camp : 2139 (*824*)

CBR Staff : 7362 (*2594*)

Field

Total Patients : 15149 (*Girls : 5736*)

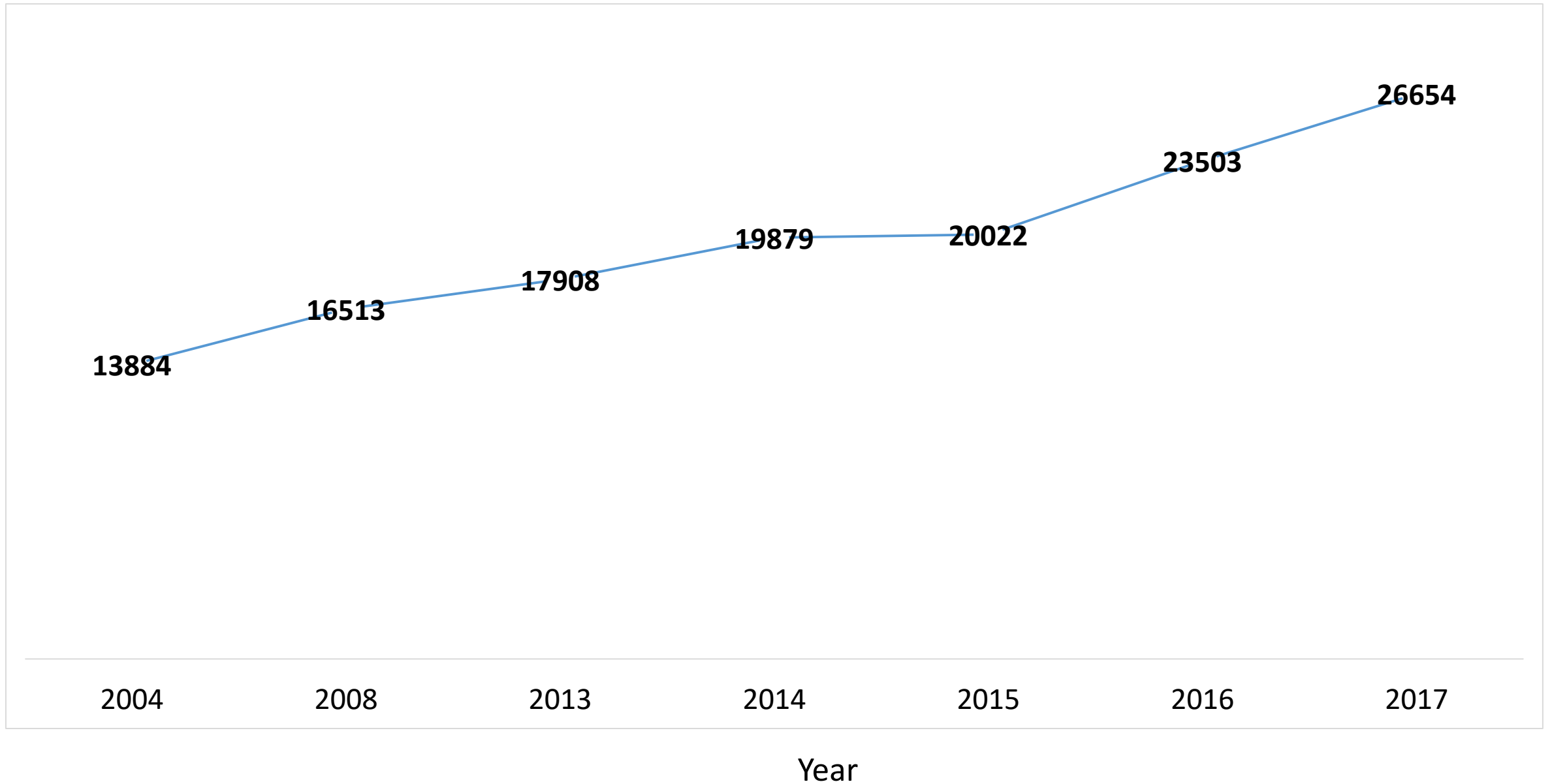
New Patients : 5648 (*Girls : 2318*)

Mobile Camp : 3427 (*1414*)

CBR Staff RO, CRC : 2221 (*904*)



## Total Consultation

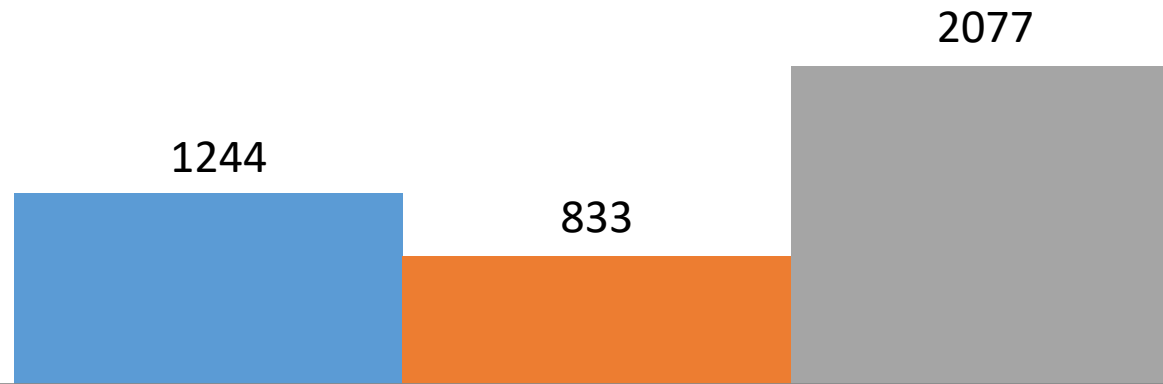




# Total Admissions 2017

(HRDC Central and Satellite Clinics) : 2077

■ Boy ■ Girls ■ Total



HRDC

Total Admission HRDC Central = 1829

Boys = 1070

Girls = 759

Admission in Satellite Clinics: 248

Boys : 174

Girls : 74

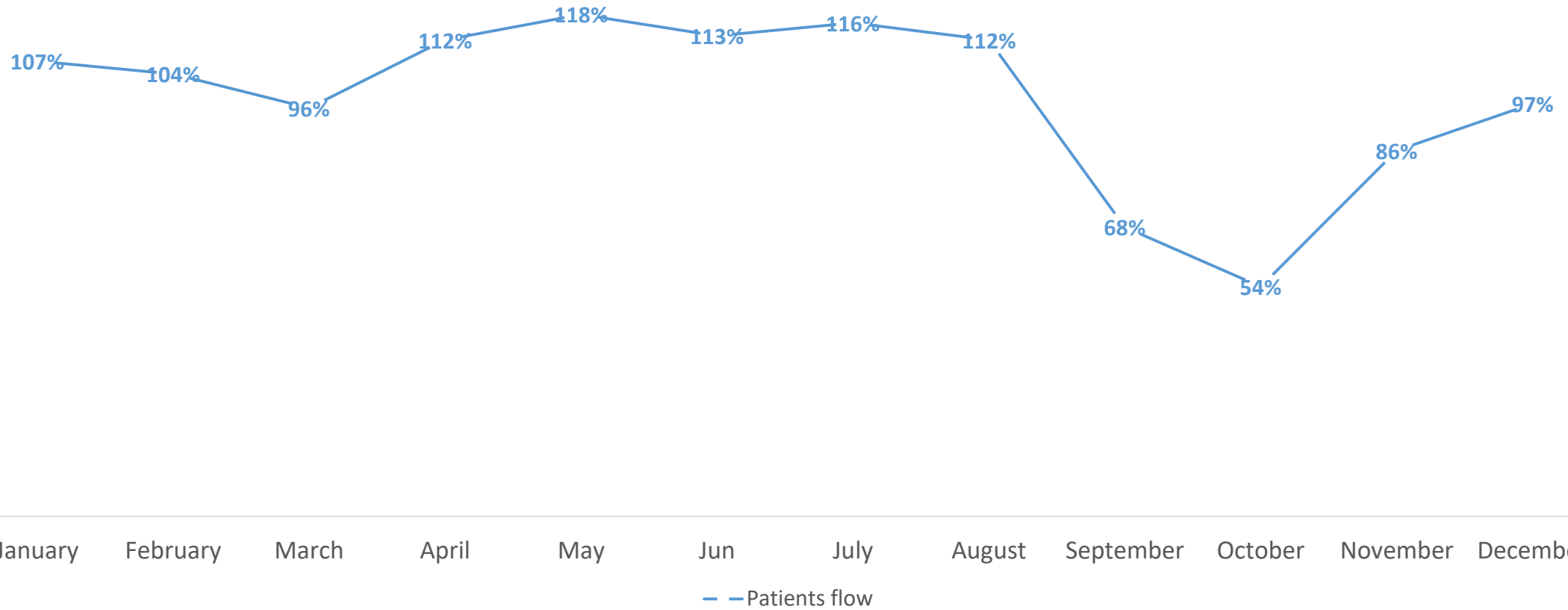
*Bed Occupancy : 99 %*

*Average Hospital stay : 16*



# Bed Occupancy 2017

## PATIENT FLOW

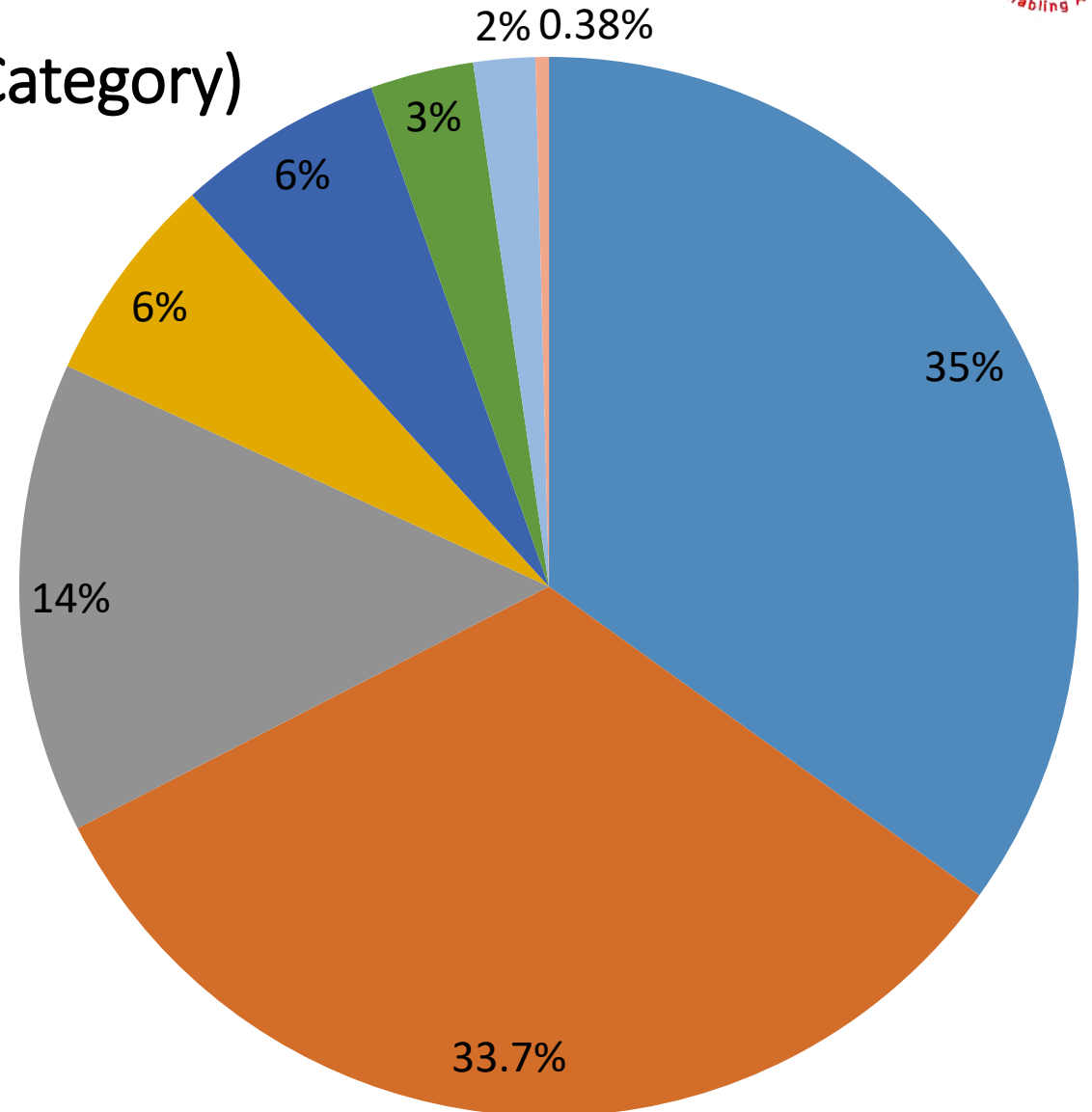




# Total New Patients by Diseases Category 2017: 8340

(Diseases Category)

- Congenital 2911
- Neuromuscular 2715
- Trauma 1199
- Burn 534
- Misc 527
- Infection 263
- Metabolic 157
- Tumor 34



# Surgical Interventions 2017

Total Surgical Interventions = 2322 surgical procedures in 2146 patients.



HRDC

Field

Total: 2067 (796 Girls)

Total: 255 (108 Girls)

Lahan: 80  
(Girls : 33)

Biratnagar: 32  
(Girls : 10)

Nepalgunj: 71  
(Girls : 27)

IDC Butwal: 21  
(Girls : 10)

Itahari: 51  
(Girls : 28)



# Surgery by Disease Category 2017

## HRDC

Congenital = 797  
Trauma = 348  
Infection = 277  
Neuromuscular = 219  
Burn = 173  
Miscellaneous (*Bilateral*) = 169  
Metabolic = 71  
Tumor = 13

**Total = 2067 ( 796 Girls)**

## Field

Congenital = 192  
Trauma = 33  
Neuromuscular = 17  
Burn = 7  
Metabolic = 5  
Infection = 1

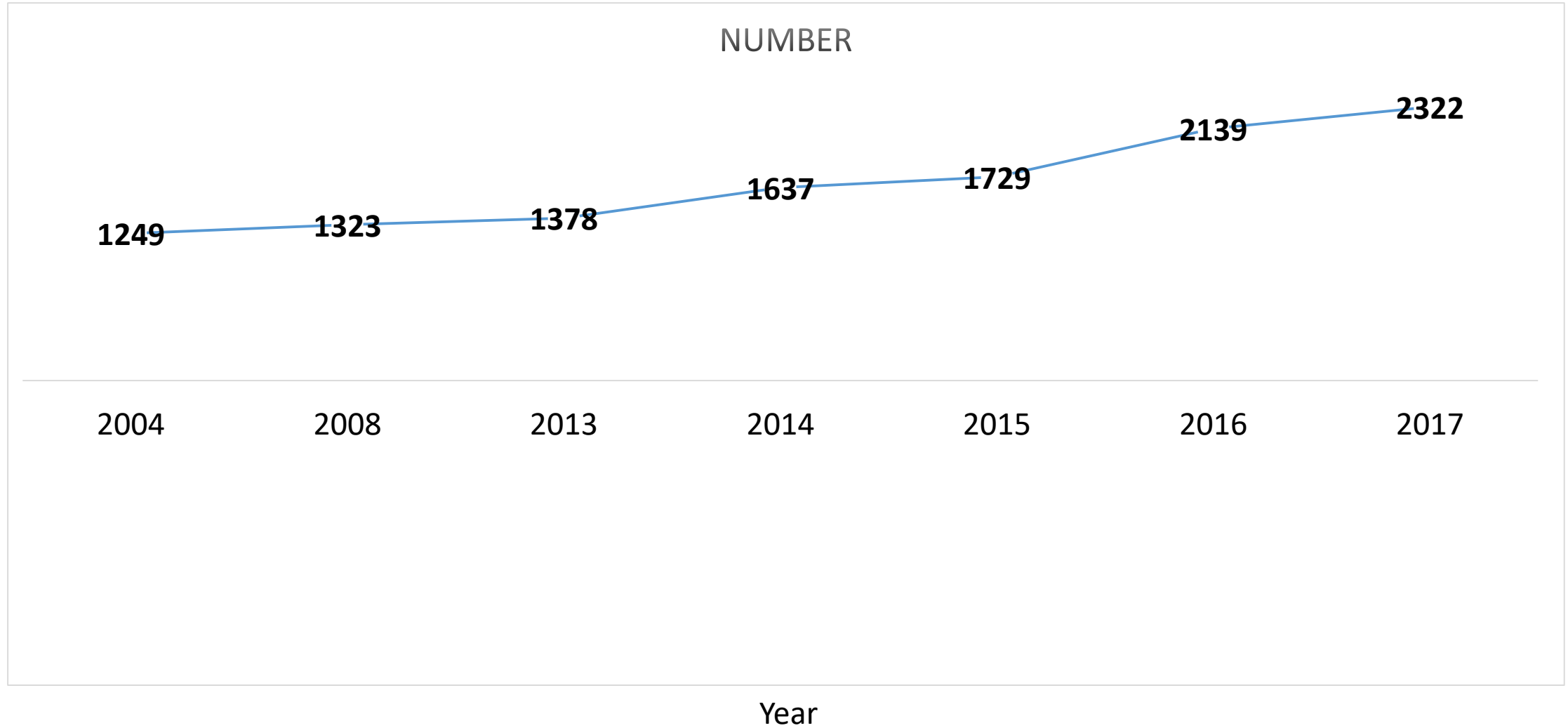
**Total = 255 (108 Girls)**

**2322 surgical procedures in 2146 patients.**






## Total Surgery Chart






# Participation in Disability Orientation & Awareness 2017

**At community level**



**3376**

**At local schools**



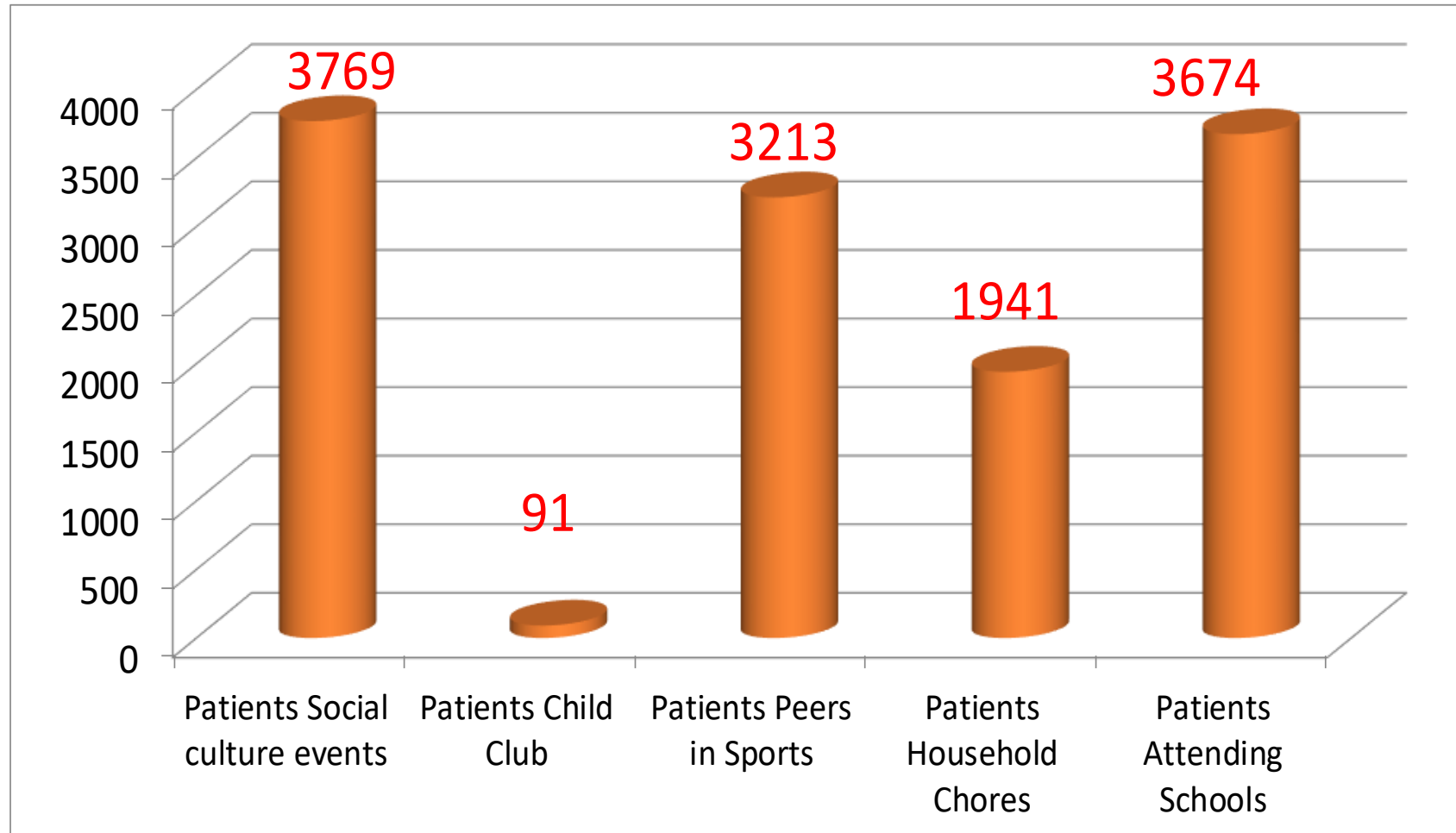
**7646**

Boys : 4830

Girls : 6192

Total : 11022

# Social Functions of 2017





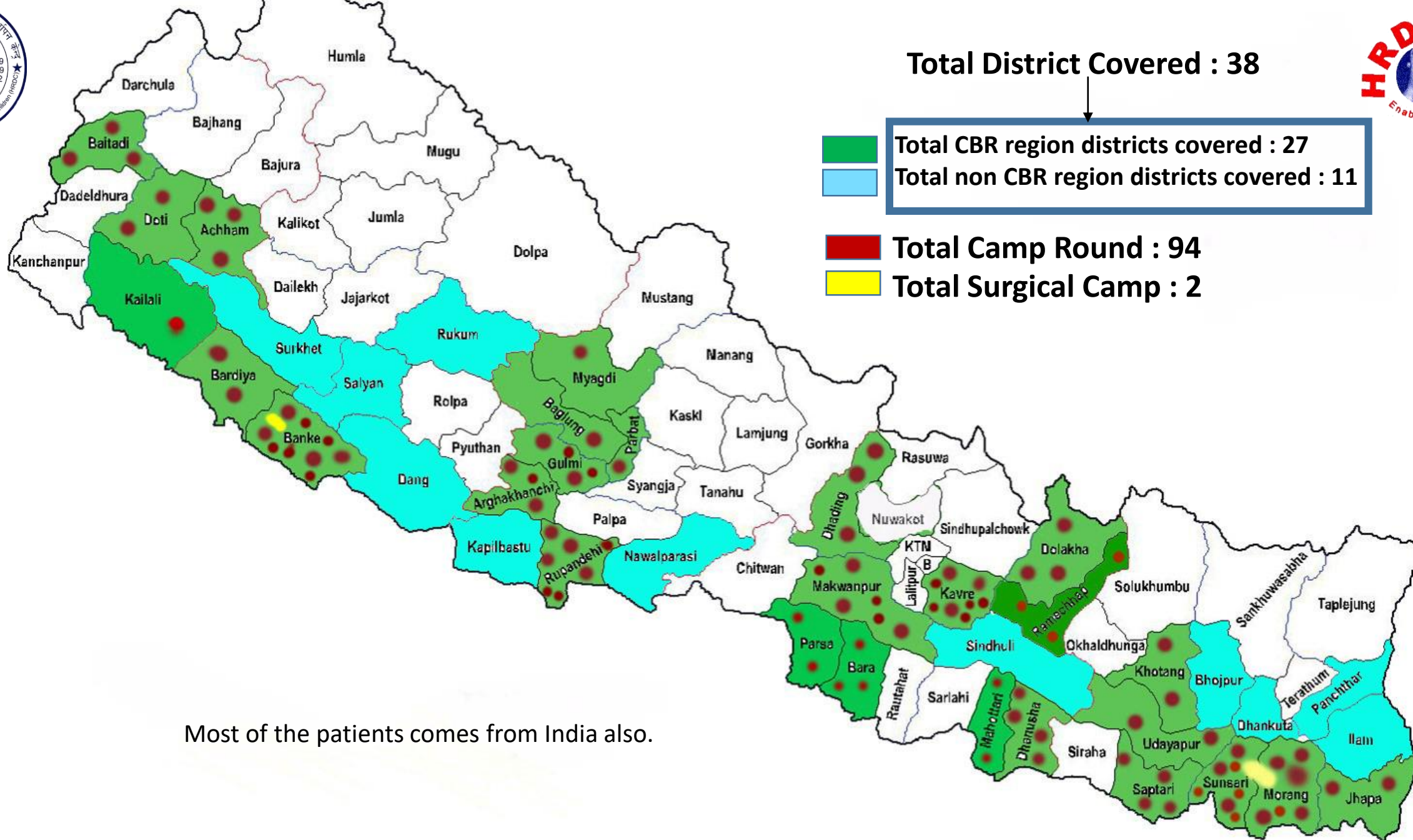
**Total District Covered : 38**

**Total CBR region districts covered : 27**

**Total non CBR region districts covered : 11**

**Total Camp Round : 94**

**Total Surgical Camp : 2**



Most of the patients comes from India also.





# Physiotherapy 2017

No. of children benefited: **9077** (3441 Girls)

No. of physio sessions: **75300** (30869 Girls)

	HRDC	Central CBR	CFC	IDC	Itahari	Nepalgunj	ERICE	PERIP
No of CWDs	9489 (3760g)	1231 (449g)	954 (236g)	1118 (414g)	977 (379g)	497 (178g)	1885 (704g)	557 (262g)
Assessment	3698 ( 1495g)	785 ( 268g)	136 (34g)	1103 (405g)	879 (297g)	481 (158g)	1517 (559g)	478 (225g)
Session	64706 (27082g)	1334 (479g)	1011 (289g)	1691 (630g)	1989 (666g)	1069 (359g)	2633 (959g)	867 (405g)

( g = girl child)



# HRDC Clubfoot Program 2017

**Total no. of patients: 551 (no. of feet = 799)**

## Ponseti Program:

513 patients (no. of feet = 761)



HCR so far = 375 (no. of feet = 482)



TAL = 60

PR = 13

Correction without HCR = 39

### Relapse :-

Re-Ponseti = 52 (no. of feet = 76)

Re-HCR = 13 (no. of feet = 18)

TAL = 6, PR = 3,

TA transfer = 1, Illizarov = 1

Correction without Re-HCR = 1

## Surgical Intervention

38 patients (no. of feet = 38)



Illizarov = 19

PR/TA = 7

TA transfer = 4

TAL = 3

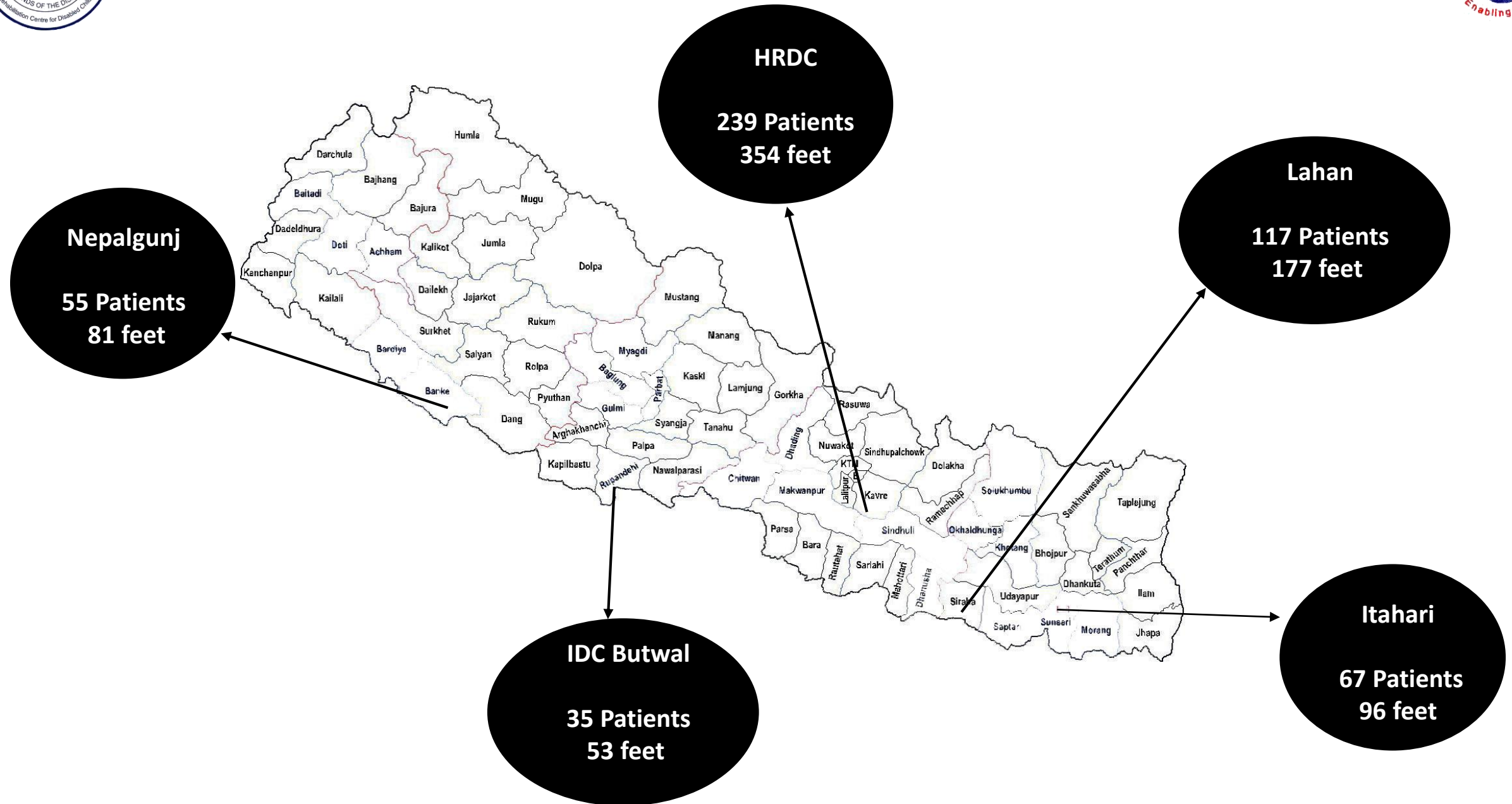
PR = 2

TP transfer = 1

PR/LBP = 1

Metatarsal dorsal wedge osteotomy = 1

# HRDC Ponseti Program 2017





# HRDC Cerebral Palsy Program 2017



Patient seen in HRDC	Patient seen in Field	Total
1581 (New 554)	2054 (New 1134)	3635



CP Surgery = 212





# POD Data 2017



Assistive Devices	HRDC	IDC	Itahari	Nepalgunj	Total
Club shoes in pair	1576	242	578	387	2783
DB Splint	447	58	163	146	814
Lower limb orthoses	1383	176	75	47	1681
Spine / Upper limb orthoses	127	4	--	--	131
Upper limb prosthesis	8	--	--	--	8
Lower limb prosthesis	108	16	--	3	127
Wheel Chair	1	--	--	--	1
Total	3650	496	816	583	5545



## Lab 2017

- **10641** children with disabilities received Laboratory services till the end 2017.

Inpatients = 9802

Out Patients = 839

---

## X-ray 2017

- **5014** children with disabilities received X-ray services till the end 2017.

Inpatients = 968

Out Patients = 4046